

EDEN ROCK

design Sacha LAKIC

rochebobois
PARIS



EDEN ROCK

design Sacha LAKIC

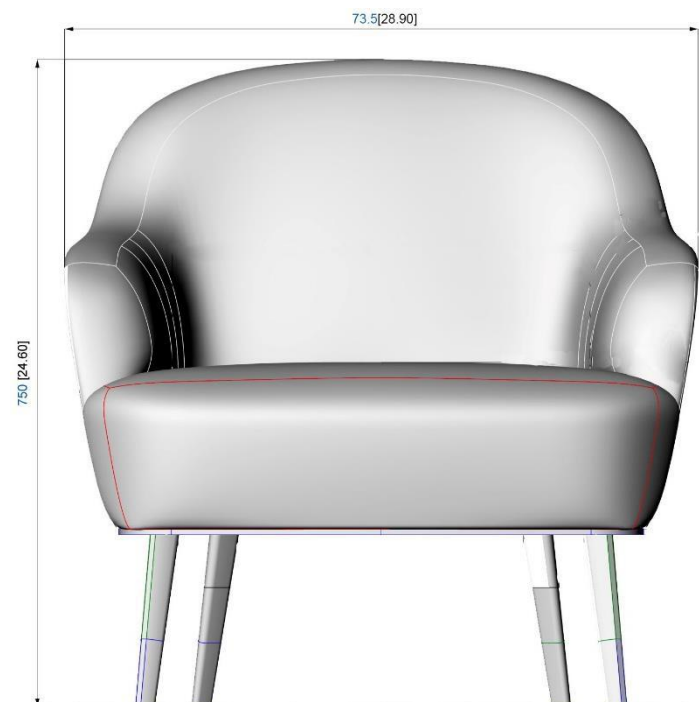
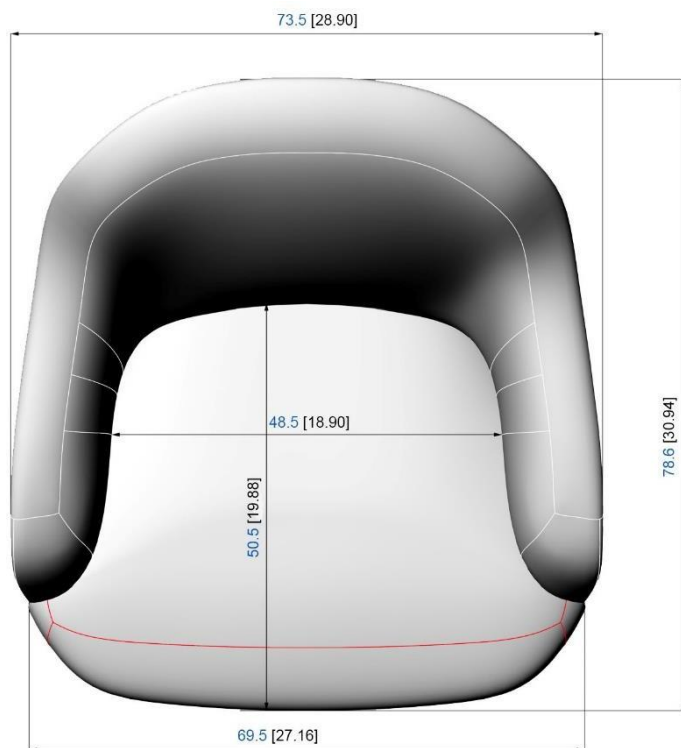
rochebobois
PARIS



EDEN ROCK

design Sacha LAKIC

rochebobois
PARIS



Fauteuil L : 73,5 cm x P : 78,6 cm x H : 75 cm

Assise mousse 25AR/40E ouate.
Dossier et accoudoirs mousse 23E/25AR et ouate.
Structure pin massif et contreplaqué de peuplier.
Suspension sangles élastiques entrecroisées.
Piétement merisier massif teinté.
Option: sabot laiton

Fabrication européenne

Armchair L : 28,9" x D : 30,94" x H : 24,60"

Seat cushion in foam 25AR/40E and batting.
Back and armrest cushions foam 23E/25AR and batting.
Structure in solid pine wood and poplar plywood.
Cross-webbing elastic straps suspension.
Base in solid cherry wood with stain finish.
Optional: brass leg base.

Manufactured in Europe

Sillón L : 73,5 cm x P : 78,6 cm x H : 75 cm

Asiento espuma 25AR/40E guata
Respaldo y apoyabrazos espuma 23E/25AR y guata
Estructura pino macizo y contrachapado de álamo
Suspensión cinchas elásticas entrecruzadas
Patas: cerezo macizo tinto
Opción: final patas latón

Fabricación europea.

EDEN ROCK

design Sacha LAKIC

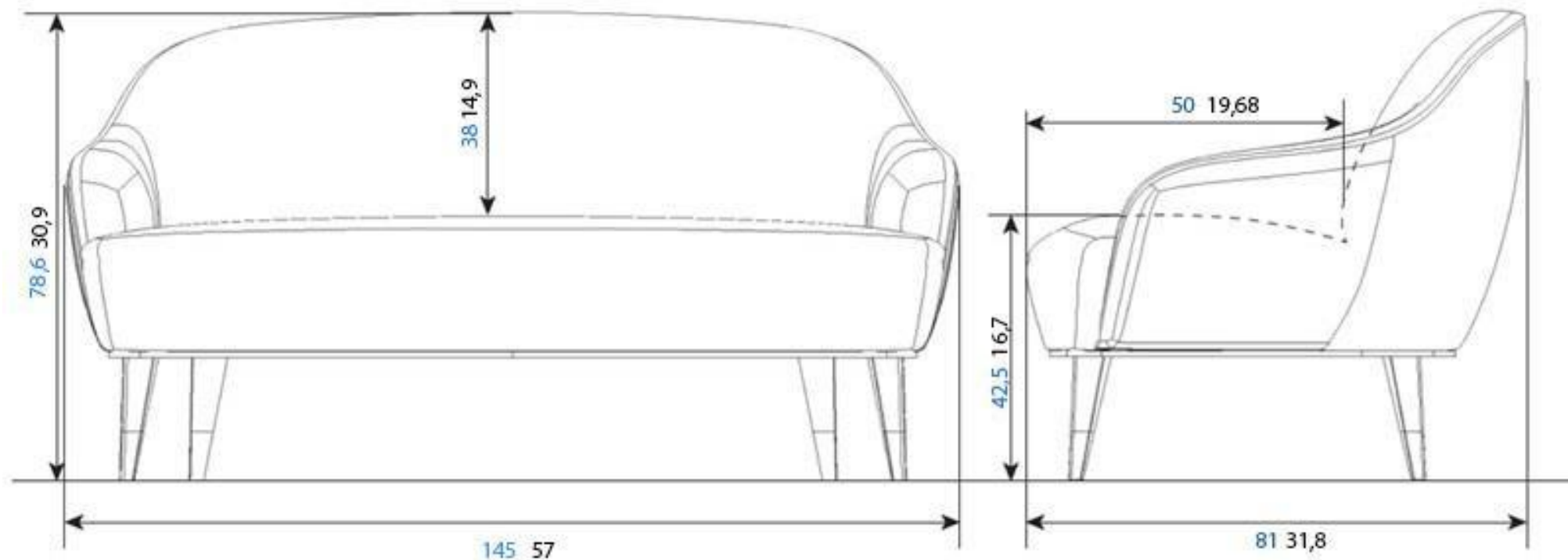
rochebobois
PARIS



EDEN ROCK

design Sacha LAKIC

rochebobois
PARIS



Canapé 1 places ½ L : 145 cm x P: 78,6 cm x H : 81 cm

Assise mousse 25AR/40E ouate.
Dossier et accoudoirs mousse 23E/25AR et ouate.
Structure pin massif et contreplaqué de peuplier.
Suspension sangles élastiques entrecroisées.
Piétement merisier massif teinté.
Option: sabot laiton

Fabrication européenne

Sofa 1 seat ½ L : 57,48" x D : 30,94" x H : 24,60'

Seat cushion in foam 25AR/40E and batting.
Back and armrest cushions foam 23E/25AR and batting.
Structure in solid pine wood and poplar plywood.
Cross-webbing elastic straps suspension.
Base in solid cherry wood with stain finish.
Optional: brass leg base.

Manufactured in Europe

Sofá 1 plazas ½ L : 145 cm x P: 78,6 cm x H : 81 cm

Asiento de espuma 25AR/40E y guata.
Respaldo y apoyabrazos de espuma 23E/25AR y guata.
Estructura de pino macizo y contrachapado de álamo.
Suspensión de cinchas elásticas entrecruzadas.
Patas de cerezo macizo tintado.
Opción: pezuñas latón

Fabricación europea