

# PARIS PANAME LIT

design Bruno MOINARD

**rochebobo**is  
PARIS





# PARIS PANAME LIT

design Bruno MOINARD

rochebobois  
PARIS

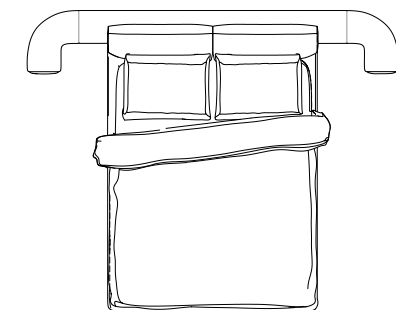
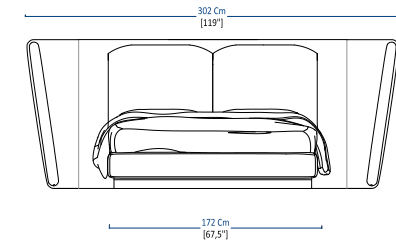
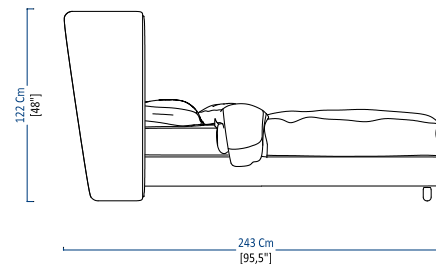


## PP02

LIT POUR COUCHAGE 160x200 CM - TETE DE LIT EN 2 PARTIES - L.302/172 x H.122 x P. 243 CM

BED FOR MATTRESS 160x200 CM - HEADBOARD IN 2 PARTS - 118,9/67,7"W x 48"H x 95,7"D)

CAMA PARA COLCHON 160x200 CM - CABECERO DE CAMA EN 2 PARTES - L.302/172 x H.122 x P.243 CM



# PARIS PANAME LIT

design Bruno MOINARD

rocheboboiss  
PARIS



## INFORMATIONS TECHNIQUES / TECHNICAL SPECIFICATIONS / CARACTERISTICAS TECNICAS

### **Tête de lit :**

Structure : Sapin massif, multiplis de pin et panneaux de particules (CARB)  
Garnissage : Mousse densité 40 kg/m<sup>3</sup> et fibres polyester 100 gr/m<sup>2</sup>  
Coussins : Mousse densité 21 kg/m<sup>3</sup> et fibres polyester 150 gr/m<sup>2</sup> + vellutino

### **Cadre de lit :**

Mousse densité 40 kg/m<sup>3</sup> et fibres polyester 200 gr/m<sup>2</sup>  
Piètement : Métal finition laiton  
Divers : Sommier à lattes inclus

### **Headboard:**

Structure: Solid fir, pine plywood and particle board (CARB)  
Filling: 40 kg/m<sup>3</sup> density foam and 100 gr/m<sup>2</sup> polyester fibre  
Cushions: 21 kg/m<sup>3</sup> density foam and 150 gr/m<sup>2</sup> polyester fibre + vellutino

### **Frame:**

40 kg/m<sup>3</sup> density foam and 200 gr/m<sup>2</sup> polyester fibre  
Base: Metal brass finish  
Miscellaneous: Slatted bed base included

### **Cabecera:**

Estructura: Abeto macizo, madera contrachapada de pino y tablero de partículas (CARB)  
Relleno: Espuma densidad 40 kg/m<sup>3</sup> y fibra de poliéster 100 gr/m<sup>2</sup> Cojines: Espuma densidad 21 kg/m<sup>3</sup> y fibra de poliéster 150 gr/m<sup>2</sup> + vellutino

### **Marco de cama:**

Espuma densidad 40 kg/m<sup>3</sup> y fibra de poliéster 200 gr/m<sup>2</sup>  
Patas: Metal acabado de latón  
Varios: Somier de láminas incluido

## OBSERVATIONS / OBSERVATIONS / OBSERVACIONES:

- Fabrication Européenne
- Modèle réalisable dans tous les revêtements de la collection Roche Bobois
- Made in Europe
- Model available in all materials of the ROCHE BOBOIS collection.
- Fabricación europea
- Modelo disponible en todos los revestimientos de la colección de ROCHE BOBOIS.

## INFORMATION / INFORMATION / INFORMACION

Il est conseillé d'acheter le lit avec le sommier fourni  
Le sommier est inclus dans toutes les dimensions de couchage

It is advisable to purchase the bed with the bed spring supplied  
The slatted bed base is included in all sleeping dimensions

Recomendamos comprar la cama con el somier suministrado  
El somier está incluido en todos los tamaños de cama

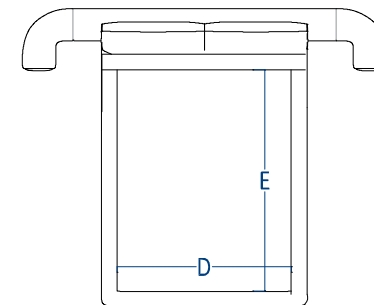
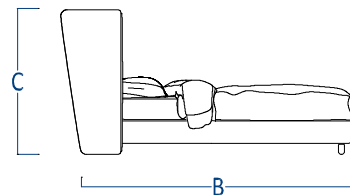
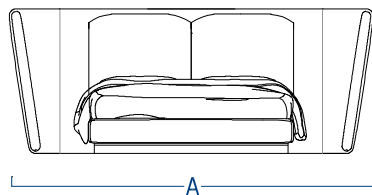
# PARIS PANAME LIT

design Bruno MOINARD

**rochebobois**  
PARIS

## DIMENSIONS DISPONIBLES / SIZES AVAILABLE / MEDIDAS DISPONIBLES (CM)

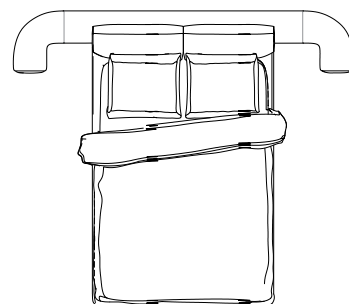
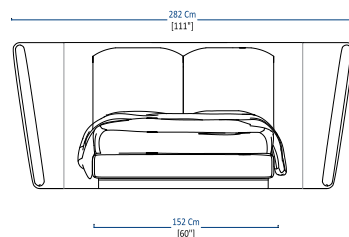
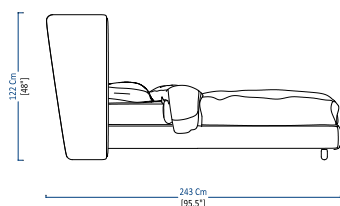
COD	COUCHAGE	A	B	C	Dimensions Intérieures cadre de lit	
					D	E
PP05	140 x 190	282	233	122	140	190
PP01	140 x 200	282	243	122	140	200
PP02	160 x 200	302	243	122	160	200
PP03	180 x 200	322	243	122	180	200
PP04	200 x 200	342	243	122	200	200
PP07	QUEEN SIZE 153 x 203	302	246	122	153	203
PP08	KING SIZE 193 x 203	342	246	122	193	203
PP06	CALIFORNIA SIZE 183 x 214	322	257	122	183	214



# PARIS PANAME LIT

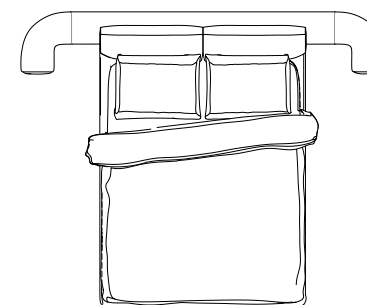
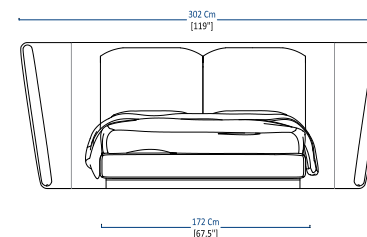
design Bruno MOINARD

**rochebobo**  
PARIS



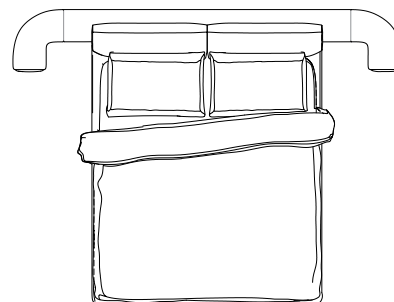
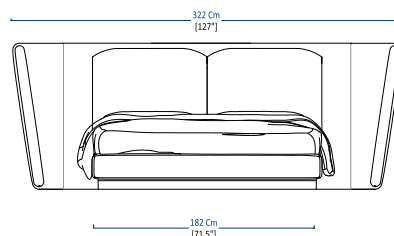
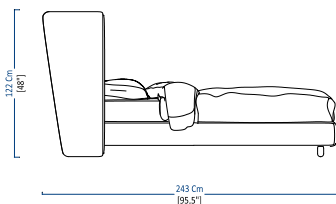
**PP01**

LIT (POUR COUCHAGE 140x200 cm) - TETE DE LIT EN 2 PARTIES  
BED (FOR MATTRESS 140x200 cm) - HEADBOARD IN 2 PARTS  
CAMA (PARA COLCHON 140x200 cm) - CABECERO DE CAMA EN 2 PARTES




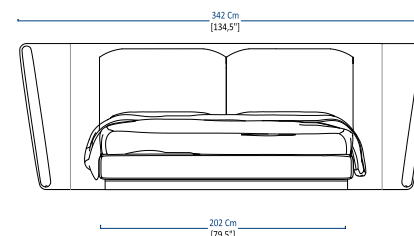
**PP02**

LIT (POUR COUCHAGE 160x200 cm) - TETE DE LIT EN 2 PARTIES  
BED (FOR MATTRESS 160x200 cm) - HEADBOARD IN 2 PARTS  
CAMA (PARA COLCHON 160x200 cm) - CABECERO DE CAMA EN 2 PARTES



**PP03**

LIT (POUR COUCHAGE 180x200 cm) - TETE DE LIT EN 2 PARTIES  
BED (FOR MATTRESS 180x200 cm) - HEADBOARD IN 2 PARTS  
CAMA (PARA COLCHON 180x200 cm) - CABECERO DE CAMA EN 2 PARTES



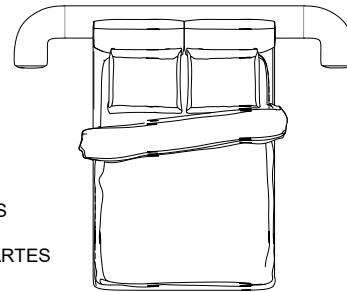
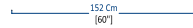
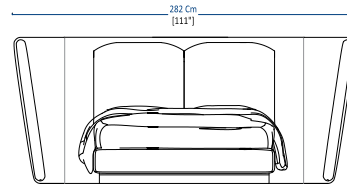
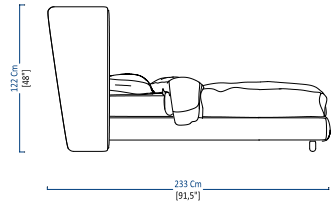
**PP04**

LIT (POUR COUCHAGE 200x200 cm) - TETE DE LIT EN 2 PARTIES  
BED (FOR MATTRESS 200x200 cm) - HEADBOARD IN 2 PARTS  
CAMA (PARA COLCHON 200x200 cm) - CABECERO DE CAMA EN 2 PARTES

# PARIS PANAME LIT

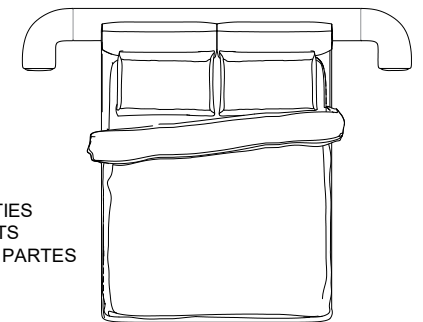
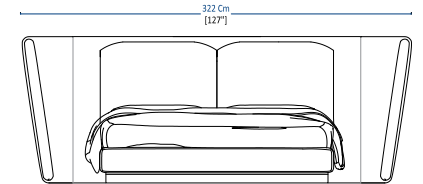
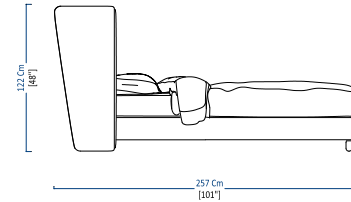
design Bruno MOINARD

**rochebobo**  
PARIS



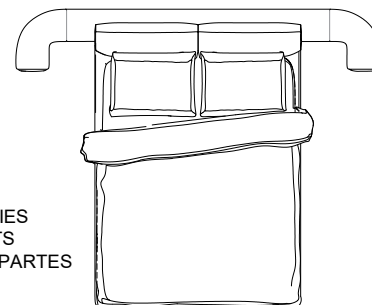
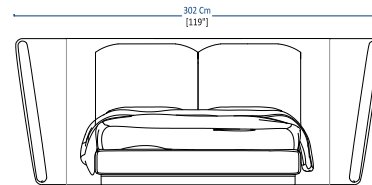
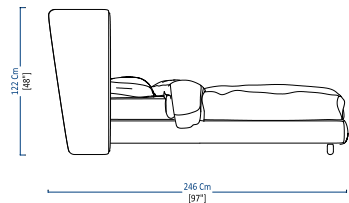
## PP05

LIT (POUR COUCHAGE 140x190 cm) - TETE DE LIT EN 2 PARTIES  
BED (FOR MATTRESS 140x190 cm) - HEADBOARD IN 2 PARTS  
CAMA (PARA COLCHON 140x190 cm) - CABECERO DE CAMA EN 2 PARTES



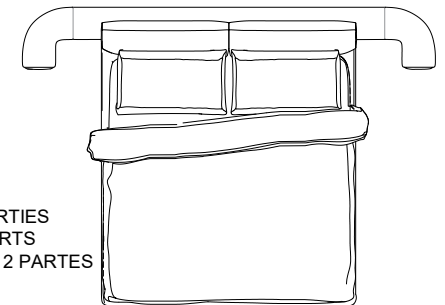
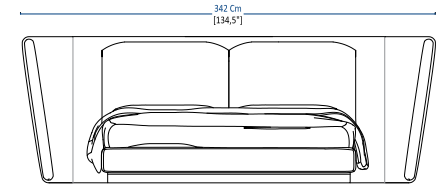
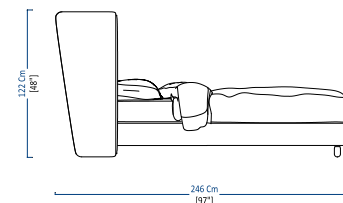
## PP06 - CALIFORNIA SIZE

LIT (POUR COUCHAGE 183x214 cm) - TETE DE LIT EN 2 PARTIES  
BED (FOR MATTRESS 183x214 cm) - HEADBOARD IN 2 PARTS  
CAMA (PARA COLCHON 183x214 cm) - CABECERO DE CAMA EN 2 PARTES



## PP07 - QUEEN SIZE

LIT (POUR COUCHAGE 153x203 cm) - TETE DE LIT EN 2 PARTIES  
BED (FOR MATTRESS 153x203 cm) - HEADBOARD IN 2 PARTS  
CAMA (PARA COLCHON 153x203 cm) - CABECERO DE CAMA EN 2 PARTES



## PP08 - KING SIZE

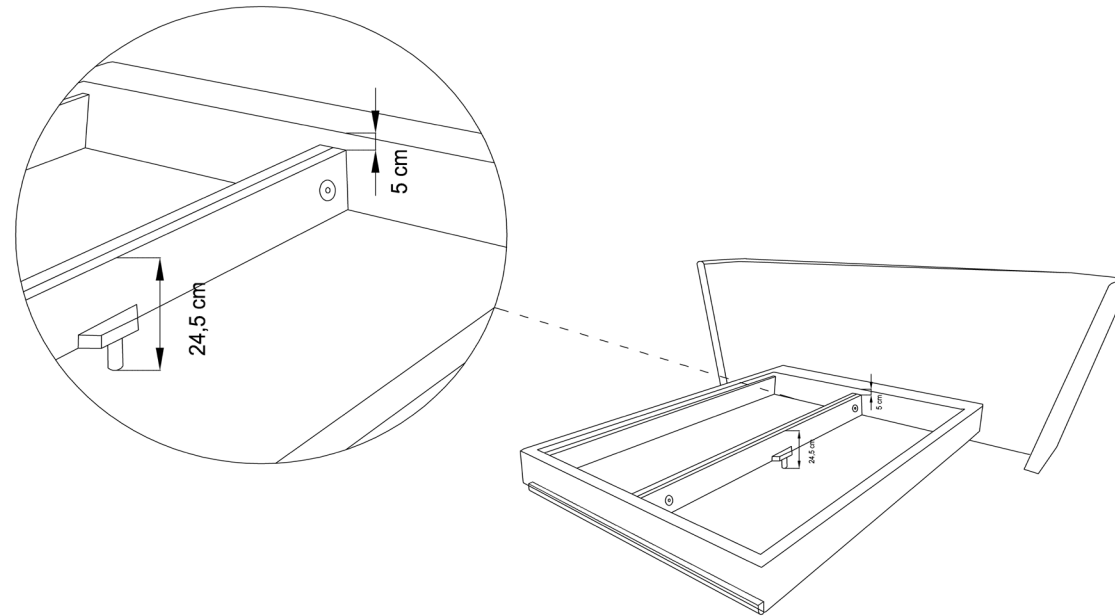
LIT (POUR COUCHAGE 193x203 cm) - TETE DE LIT EN 2 PARTIES  
BED (FOR MATTRESS 193x203 cm) - HEADBOARD IN 2 PARTS  
CAMA (PARA COLCHON 193x203 cm) - CABECERO DE CAMA EN 2 PARTES



# PARIS PANAME LIT

design Bruno MOINARD

**rochebobo**  
PARIS



HAUTEURS MINI ET MAXI DU SOMMIER  
MINIMUM AND MAXIMUM SLATTED BASE HEIGHTS  
ALTURAS MÍNIMAS Y MÁXIMAS DEL SOMIER DE LAMAS