



FICHE TECHNIQUE / TECHNICAL SPECIFICATIONS / FICHA TECNICA:

Structure bois FSC : Sapin massif, multiplis de pin, panneaux de particules (CARB)
Suspension : Sangles élastiques
Garnissage assise : Mousse polyuréthane bi-densité 35soft-22 kg/m³
Garnissage dossier : Mousse polyuréthane bi-densité 35soft-22 kg/m³
Piétement : Hêtre massif verni teinté Wengé

FSC wood structure: Solid fir wood, pine plywood, engineered composite wood (CARB)
Suspension: Elastic straps
Seat cushion: Bi-density polyurethane foam 35soft-22 kg/m³
Back cushion: Bi-density polyurethane foam 35soft-22 kg/m³
Base: Solid beech wood with varnish stain finish, col. Wenge

Estructura madera FSC: Abeto macizo, multilaminado de pino, paneles de partículas (CARB)
Suspensión: Cinchas elásticas
Interior asiento: Espuma poliuretano bi-densidad 35soft-22 kg/m³
Interior respaldo: Espuma poliuretano bi-densidad 35soft-22 kg/m³
Patas: Haya maciza barniz tintado Wengué

OBSERVATIONS / OBSERVATIONS / OBSERVACIONES :

- Fabrication Européenne
- Entièrement capitonné
- Modèle réalisable uniquement en tissus Bamboo, Orsetto Flex, Passion, Smile Flex, Techno 2D, Techno 3D et Techno 4D
- Made in Europe
- Entirely padded
- This model can only be upholstered in Bamboo, Orsetto Flex, Passion, Smile Flex, Techno 2D, Techno 3D and Techno 4D fabrics
- Fabricación europea
- Totalmente capitoné
- Modelo realizable únicamente en las telas Bamboo, Orsetto Flex, Passion, Smile Flex, Techno 2D, Techno 3D y Techno 4D

OPTIONS / OPTIONS / OPCIONES:

- Coussin déco
- Square cushion
- Cojín cuadrado

BUBBLE

design Sacha LAKIC

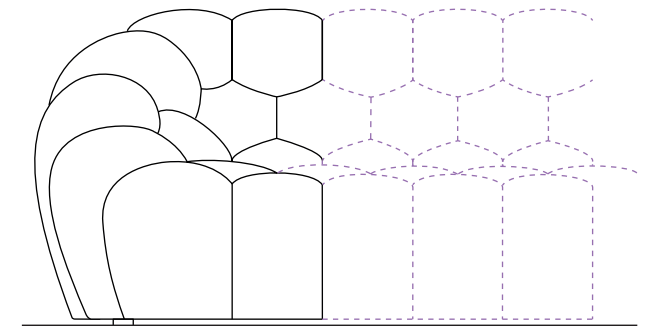
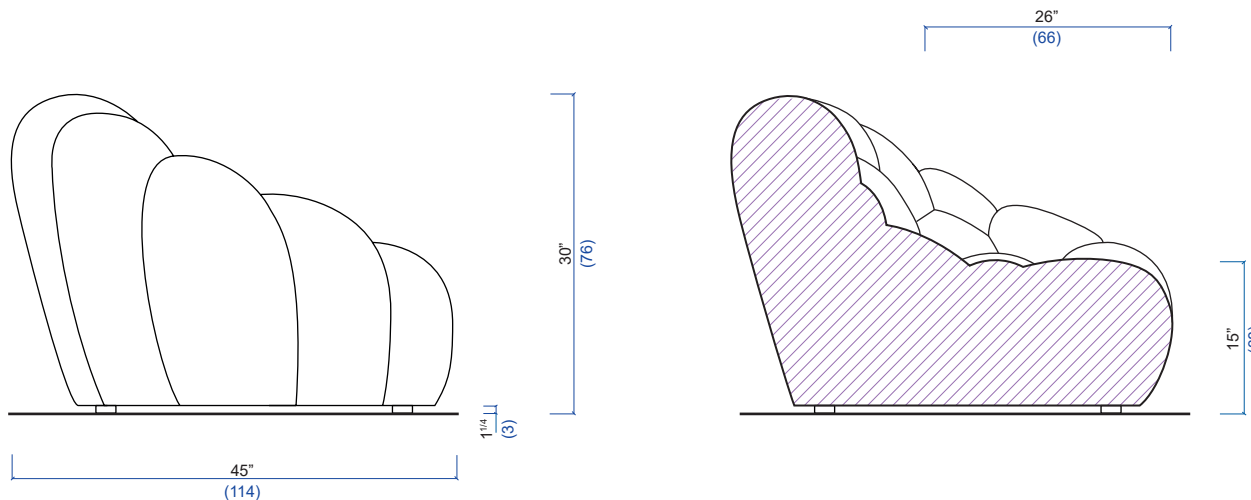
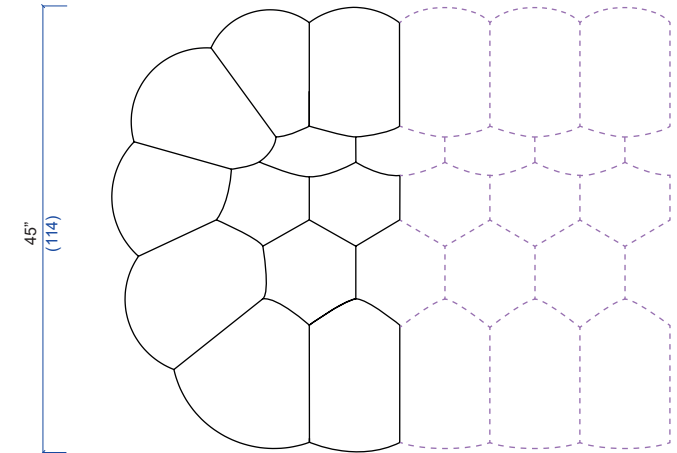
rochebobo
PARIS

DIMENSIONS COMMUNES A TOUS LES ELEMENTS / SAME DIMENSIONS FOR ALL ELEMENTS / MEDIDAS COMUNES A TODOS LOS ELEMENTOS

Les dimensions reportées (profondeur et hauteur de l'élément, profondeur et hauteur de l'assise, largeur des accoudoirs) sont communes à tous les éléments.

The dimensions below (depth and height of the element, depth and height of the seat cushion, width of the armrests) are the same for all elements.

Las medidas mencionadas (profundidad y altura del elemento, profundidad y altura del asiento, ancho de los apoyabrazos), son comunes a todos los elementos.

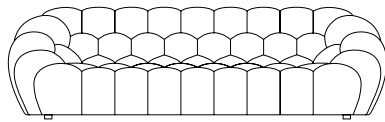
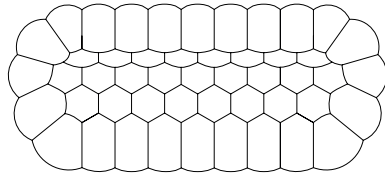


BUBBLE

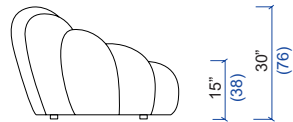
design Sacha LAKIC

rochebobo
PARIS

37 Canapé 4 places
4-seat sofa
Sofá 4 plazas



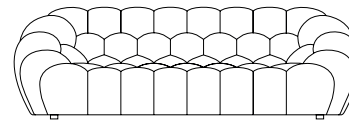
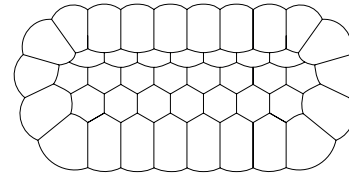
103^{5/8}
(263)



45"
(114)

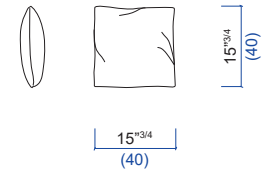
15"
(38)
30"
(76)

35 Grand Canapé 3 places
Large 3-seat sofa
Gran Sofá 3 plazas

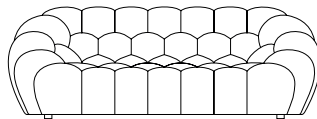
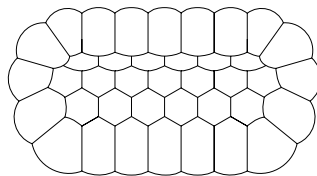


93^{3/4}
(238)

99 Coussin carré
Square cushion
Cojín cuadrado

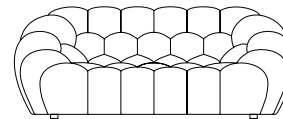
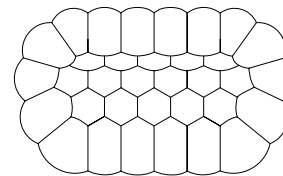


30 Canapé 3 places
3-seat sofa
Sofá 3 plazas



83^{7/8}
(213)

25 Canapé 2,5 places
2,5-seat sofa
Sofá 2,5 plazas



74^{7/8}
(190)