

# BUBBLE LIT / BED / CAMA

design Sacha LAKIC

**rochebobo**  
PARIS



## FICHE TECHNIQUE / TECHNICAL SPECIFICATIONS / FICHA TECNICA:

Structure bois FSC : Sapin massif, multiplis de pin, panneaux de particules (CARB)  
Garnissage Tête de Lit : Mousse polyuréthane bi-densité 35-23 kg/m<sup>3</sup>  
Garnissage Cadre de Lit : Mousse polyuréthane densité 35 kg/m<sup>3</sup>  
Piétement : Hêtre massif vernis teinte wengé

FSC wood structure: Solid fir wood, pine plywood, engineered composite wood (CARB)  
Headboard filling: Bi-density polyurethane foam 35-23 kg/m<sup>3</sup>  
Bed Frame filling: Polyurethane foam 35 kg/m<sup>3</sup>  
Legs: Solid beech wood with varnish stain finish, col. Wengé

Estructura madera FSC: Abeto macizo, multilaminado de pino, paneles de partículas (CARB)  
Relleno cabecero: Espuma poliuretano bi-densidad 35-23 kg/m<sup>3</sup>  
Relleno marco de cama: Espuma poliuretano densidad 35 kg/m<sup>3</sup>  
Patas: Haya maciza barniz tintado Wengué

## OBSERVATIONS / OBSERVATIONS / OBSERVACIONES :

- Fabrication Européenne
- Modèle réalisable uniquement en tissus Bamboo, Orsetto Flex, Passion, Signature, Smile Flex, Techno 2D, Techno 3D et Techno 4D
- Barres de soutien avec pieds réglables pour sommier. Le lit sera automatiquement livré avec les barres de soutien version B.
- Made in Europe
- This model can only be upholstered in Bamboo, Orsetto Flex, Passion, Signature, Smile Flex, Techno 2D, Techno 3D and Techno 4D fabrics
- Support crossbars with adjustable legs for bed base. The bed will automatically come with the B version support bars.
- Fabricación europea
- Modelo realizable únicamente en las telas Bamboo, Orsetto Flex, Passion, Signature, Smile Flex, Techno 2D, Techno 3D y Techno 4D
- Barras de soporte con patas regulables para somier. La cama se enviará automáticamente con las barras de soporte versión B.

## OPTIONS / OPTIONS / OPCIONES :

- Barres de soutien ajustables disponibles pour 2 hauteurs de piétement :
  - \* B. hauteur pieds de 17.5 à 27.5 cm (version standard)
  - \* A. hauteur pieds de 12 à 17.5 cm
- Adjustable support bars available for 2 base heights:
  - \* B. leg height from 17.5 to 27.5 cm (standard version)
  - \* A. leg height from 12 to 17.5 cm
- Barras de soporte ajustables disponibles para 2 alturas de pata:
  - \* B. altura patas de 17.5 a 27.5 cm (versión estándar)
  - \* A. altura patas de 12 a 17.5 cm



La structure de ce lit est certifiée FSC™ mixte. Elle est composée de matériaux provenant de forêts certifiées FSC™ gérées de façon responsable et d'autres sources contrôlées.  
This bed's structure has FSC™ Mix certification. It is made with a mixture of materials from responsibly managed, FSC™-certified forests and from other controlled sources.  
La estructura de esta cama esta certificada FSC™ mixto. Está compuesta de materiales provenientes de bosques certificados FSC™ gestionados responsablemente y de otras fuentes controladas.

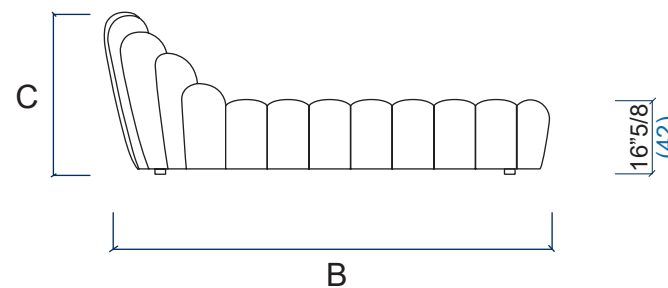
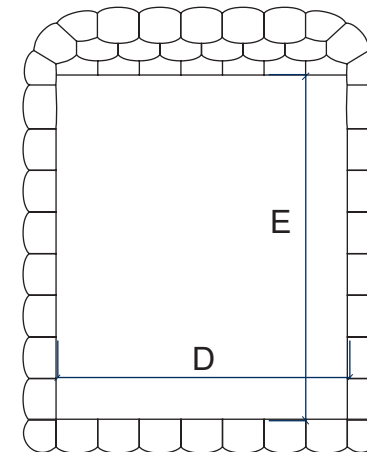
# BUBBLE LIT / BED / CAMA

design Sacha LAKIC

**rochebobo**  
PARIS

## TAILLES DISPONIBLES / SIZES AVAILABLE / MEDIDAS DISPONIBLES

COD.	COUCHAGE	A	B	C	Dimensions intérieures cadre de lit	
					D	E
A21	63"x74" <sup>7/8</sup> 160x190	79" <sup>5/8</sup> 202	100" <sup>7/8</sup> 256	35" <sup>1/2</sup> 90	63" <sup>7/8</sup> 162	76" 193
A22	63"x78" <sup>3/4</sup> 160x200	79" <sup>5/8</sup> 202	104" <sup>3/4</sup> 266	35" <sup>1/2</sup> 90	63" <sup>7/8</sup> 162	80" 203
A32	70" <sup>7/8</sup> x78" <sup>3/4</sup> 180x200	88" <sup>7/8</sup> 225,5	104" <sup>3/4</sup> 266	35" <sup>1/2</sup> 90	71" <sup>1/2</sup> 181,5	80" 203
A42	78" <sup>3/4</sup> x78" <sup>3/4</sup> 200x200	95" <sup>3/4</sup> 243	104" <sup>3/4</sup> 266	35" <sup>1/2</sup> 90	80" 203	80" 203
A55	61" <sup>1/8</sup> x80" <sup>3/4</sup> 155x205	79" <sup>5/8</sup> 202	106" <sup>3/4</sup> 271	35" <sup>1/2</sup> 90	62" <sup>1/4</sup> 158	82" 208
A65	76" <sup>7/8</sup> x80" <sup>3/4</sup> 195x205	95" <sup>3/4</sup> 243	106" <sup>3/4</sup> 271	35" <sup>1/2</sup> 90	78" <sup>3/8</sup> 199	82" 208
A76	72" <sup>7/8</sup> x85" <sup>1/8</sup> 185x216	89" <sup>5/8</sup> 227,5	111" <sup>1/8</sup> 282	35" <sup>1/2</sup> 90	73" <sup>7/8</sup> 187,5	86" <sup>1/4</sup> 219



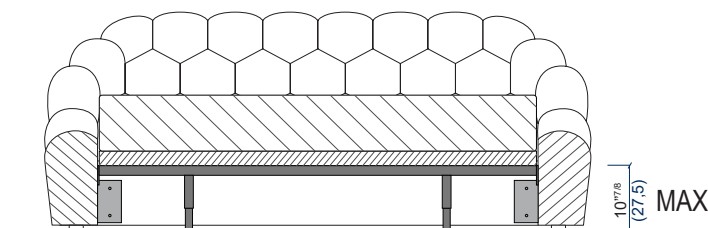
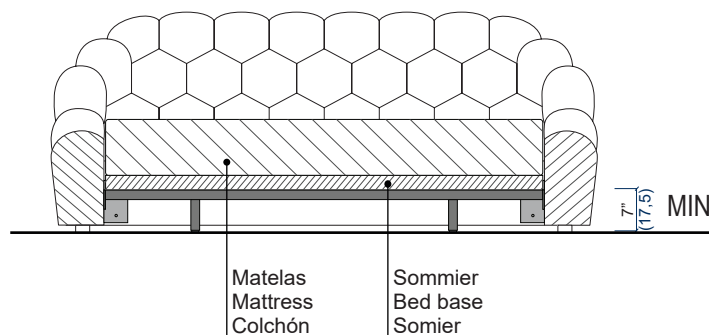
# BUBBLE LIT / BED / CAMA

design Sacha LAKIC

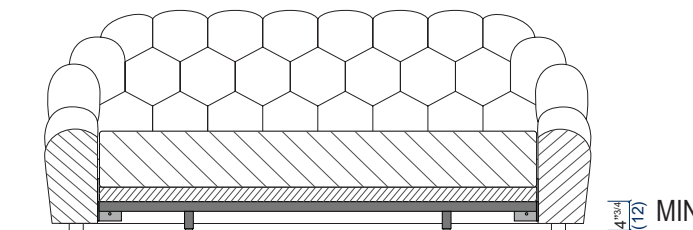
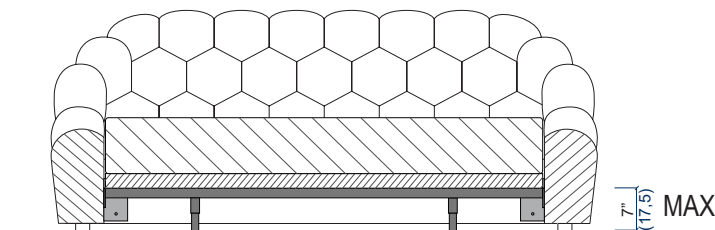
**rochebobois**  
PARIS

## HAUTEURS DE POSITIONNEMENT DU SOMMIER / BED BASE HEIGHT POSITION / ALTURAS DE POSICIONAMIENTO DEL SOMIER

Hauteur standard - Barres de soutien avec pieds type B  
Standard height - B type legs crossbars  
Altura estándar - Barras de soporte con patas tipo B



Hauteur barres de soutien avec pieds type A  
Crossbars height, A type legs  
Altura barras de soporte con patas tipo A



Le lit sera automatiquement livré avec les barres de soutien version B. Pour recevoir les barres de soutien version A, il faudra le préciser lors de la commande.

The bed will automatically come with the B version support crossbars. To receive the A version support bars, it will be needed to specify it in the order.

La cama se enviará automáticamente con las barras de soporte versión B. Para recibir las barras de soporte de la versión A, hay que especificarlo en el pedido.

Matelas et sommier ont des hauteurs variables. L'exemple présenté est pour un matelas H.23 cm et un sommier H.6 cm  
Mattress and bed base have variable heights. The example shown is for a mattress H.23 cm and a bed base H.6 cm  
Colchones y somieres tienen alturas variables. El ejemplo mostrado es para un colchón H.23 cm y base H.6 cm

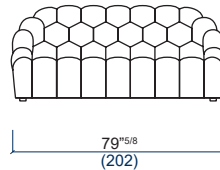
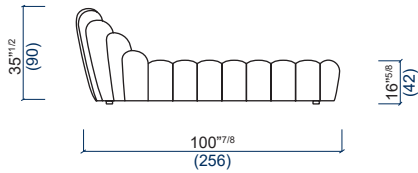
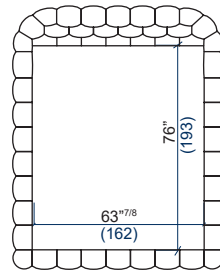
# BUBBLE LIT / BED / CAMA

design Sacha LAKIC

**A21**

Lit pour couchage 160x190  
Bed for 160x190 sleeping area  
Cama para colchón 160x190

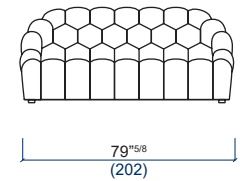
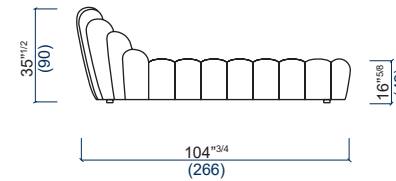
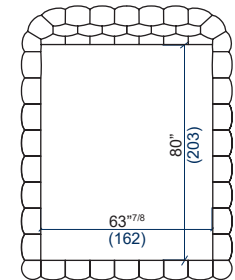
Dimension sommier et matelas suggéré 158x188  
Suggested bed base and mattress size 158x188  
Dimensión somier y colchón sugerida 158x188



**A22**

Lit pour couchage 160x200  
Bed for 160x200 sleeping area  
Cama para colchón 160x200

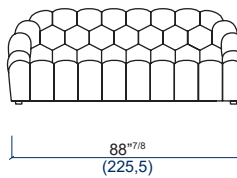
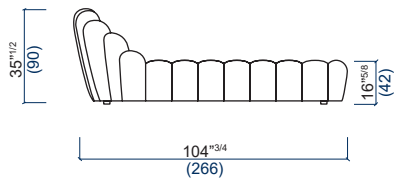
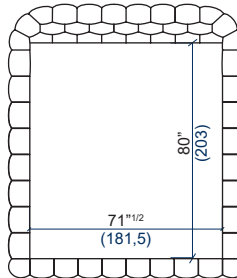
Dimension sommier et matelas suggéré 158x198  
Suggested bed base and mattress size 158x198  
Dimensión somier y colchón sugerida 158x198



**A32**

Lit pour couchage 180x200  
Bed for 180x200 sleeping area  
Cama para colchón 180x200

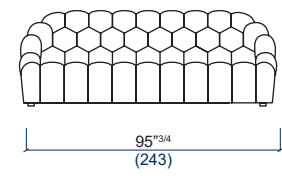
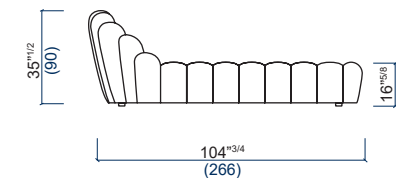
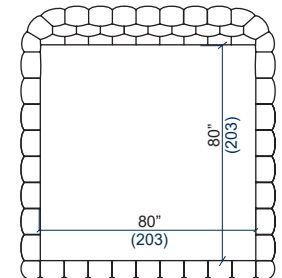
Dimension sommier et matelas suggéré 178x198  
Suggested bed base and mattress size 178x198  
Dimensión somier y colchón sugerida 178x198



**A42**

Lit pour couchage 200x200  
Bed for 200x200 sleeping area  
Cama para colchón 200x200

Dimension sommier et matelas suggéré 198x198  
Suggested bed base and mattress size 198x198  
Dimensión somier y colchón sugerida 198x198



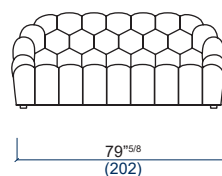
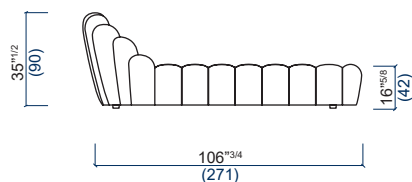
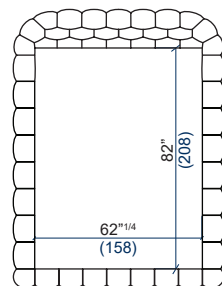
# BUBBLE LIT / BED / CAMA

design Sacha LAKIC

**A55**

Lit pour couchage Q.S. 155x205  
Bed for Q.S. 155x205 sleeping area  
Cama para colchón Q.S. 155x205

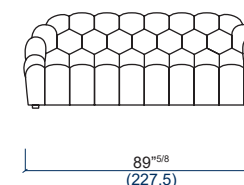
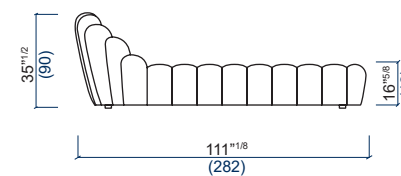
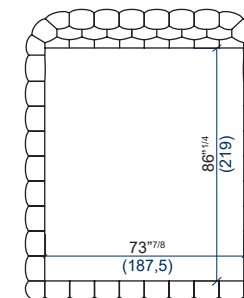
Dimension sommier et matelas suggéré 153x203  
Suggested bed base and mattress size 153x203  
Dimensión somier y colchón sugerida 153x203



**A76**

Lit pour couchage California king 185x216  
Bed for California king 185x216 sleeping area  
Cama para colchón California king 185x216

Dimension sommier et matelas suggéré 183x214  
Suggested bed base and mattress size 183x214  
Dimensión somier y colchón sugerida 183x214



**A65**

Lit pour couchage K.S. 195x205  
Bed for K.S. 195x205 sleeping area  
Cama para colchón K.S. 195x205

Dimension sommier et matelas suggéré 193x203  
Suggested bed base and mattress size 193x203  
Dimensión somier y colchón sugerida 193x203

