

MAH JONG LIT

design Hans HOPFER & Marco FUMAGALLI

rochebobois
P A R I S



INFORMATIONS TECHNIQUES / TECHNICAL SPECIFICATIONS / FICHA TECNICA :

Structure bois FSC : Sapin massif, multiplis de pin, panneaux de particules (CARB)
Cadre de lit : Mousse polyuréthane densité 21 kg/m³
Tête de lit : Mousse polyuréthane densité 37 kg/m³
Traverses métalliques avec pieds métal réglables
Piétement : Hêtre massif teinté noir

FSC wood structure: Solid fir wood, pine plywood, engineered composite wood (CARB)
Frame : Polyurethane foam density 21 kg/m³
Headboard : Polyurethane foam density 37 kg/m³
Metal Crossbars with adjustable metal feet
Base: Stained solid beech, black finish

Estructura de madera FSC: Abeto macizo, multilaminado de pino, paneles de partículas (CARB)
Estructura : Espuma de poliuretano densidad 21 kg/m³
Cabecera: Espuma de poliuretano densidad 37 kg/m³
Travesaños de metal con patas de metal ajustables
Patas: Haya maciza tintada negra

OBSERVATIONS / OBSERVATIONS / OBSERVACIONES :

- Fabrication Européenne
- Le service « sur-mesure » n'est pas disponible sur ce modèle
- Modèle réalisable dans l'ensemble des tissus de la collection ROCHE BOBOIS, à l'exception des tissus extensibles, des tissus matelassés et des tissus à poils
- Modèle non réalisable en cuir
- La tête de lit est entièrement capitonnée, matelassée et réalisée à la main
- Coutures faites à la main
- Pieds réglables en hauteur de 10 à 14 cm

- Made in Europe
- Not customisable
- Model available in all exclusive fabrics from the ROCHE BOBOIS collection with the exception of stretch fabrics, padded fabrics and pile fabrics
- Model not available in leather
- The headboard is fully upholstered, quilted, and handmade
- Hand-made stitching
- Feet adjustable in height from 10 to 14 cm

- Fabricación europea
- El servicio "a medida" no está disponible en este modelo
- Modelo realizable en todas las telas de la colección ROCHE BOBOIS, a excepción de las telas elásticas, de las telas acolchadas y de las telas de pelo
- Modele no disponible en piel
- El cabecero está totalmente acolchado, matelazado y fabricado a mano
- Costuras hechas a mano
- Patas regulables en altura de 10 a 14 cm



La structure de ce lit est certifiée FSC™ mixte. Elle est composée de matériaux provenant de forêts certifiées FSC™ gérées de façon responsable et d'autres sources contrôlées.
This bed's structure has FSC™ Mix certification. It is made with a mixture of materials from responsibly managed, FSC™-certified forests and from other controlled sources.

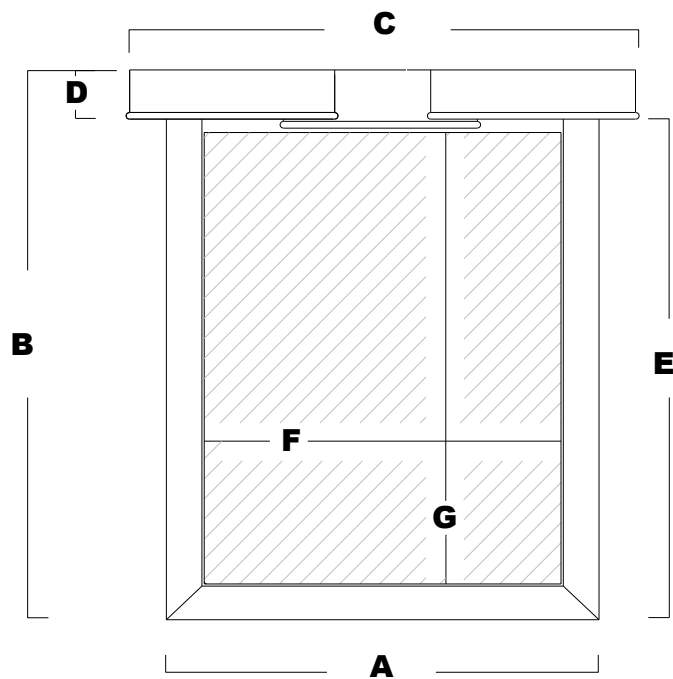
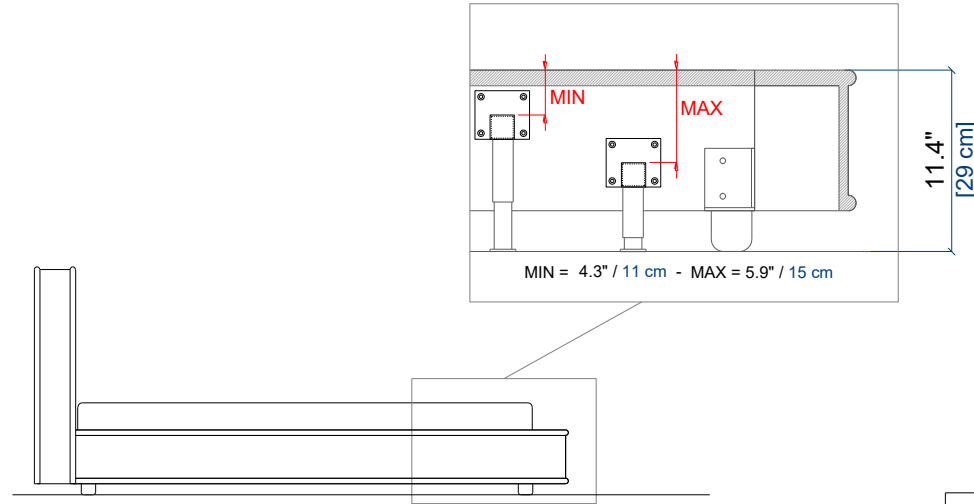
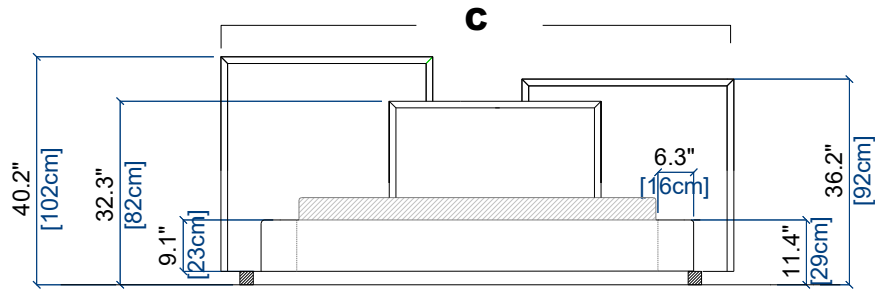
La estructura de este cama esta certificada FSC™ mixto. Esta compuesta de materiales provenientes de bosques certificados FSC™ gestionados responsablemente y de otras fuentes controladas

MAH JONG LIT

design Hans HOPFER & Marco FUMAGALLI

rochebobois
PARIS

TAILLES DISPONIBLES / SIZES AVAILABLE / MEDIDAS DISPONIBLES



							Dimensions intérieures cadre de lit	
COD.3R	COUCHAGE	A	B	C	D	E	F	G
LFR	140 × 190	174	236	230	26	214	141	191
LF	140 × 200	174	246	230	26	224	141	201
LM	160 × 190	194	236	230	26	214	161	191
LE	160 × 200	194	246	230	26	224	161	201
LEG	180 × 200	214	246	250	26	224	181	201
LX	200 × 190	234	236	255	26	214	201	191
LXX	200 × 200	234	246	255	26	224	201	201
LQ QUEEN SIZE	155 × 205	189	251	230	26	229	156	206
LK KING SIZE	195 × 205	229	251	255	26	229	196	206
LC CALIFORNIA SIZE	185 × 216	219	262	250	26	240	186	217

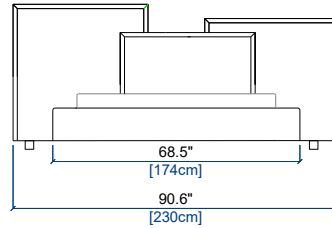
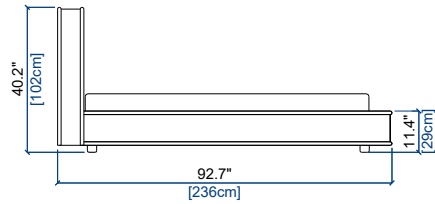
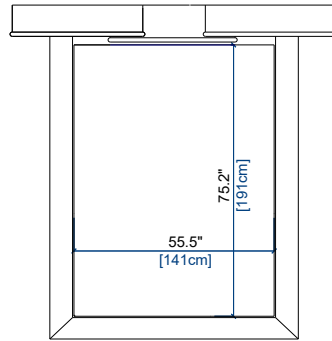
MAH JONG LIT

design Hans HOPFER & Marco FUMAGALLI

rochebobois
PARIS

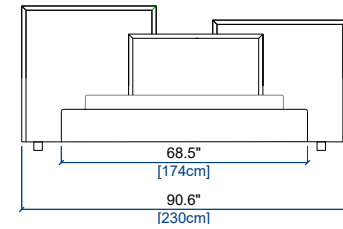
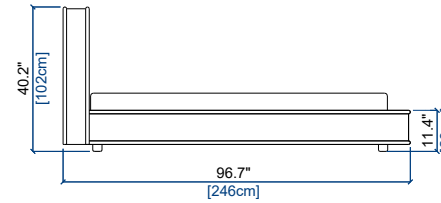
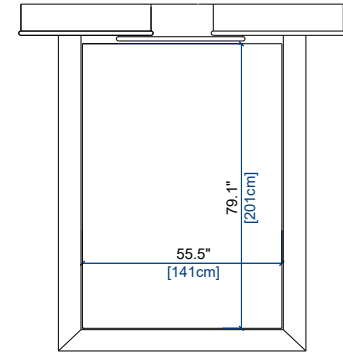
LFR

LIT POUR COUCHAGE 140x190
BED FOR 140x190 SLEEPING AREA
CAMA PARA COLCHÓN 140x190



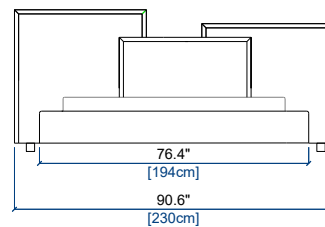
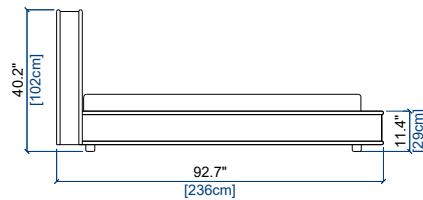
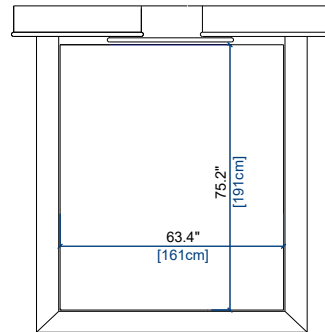
LF

LIT POUR COUCHAGE 140x200
BED FOR 140x200 SLEEPING AREA
CAMA PARA COLCHÓN 140x200



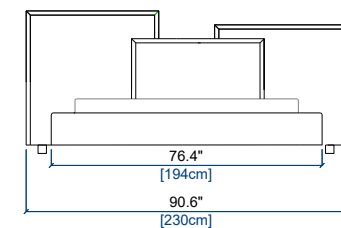
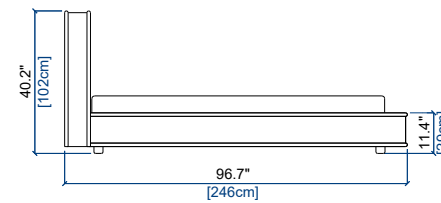
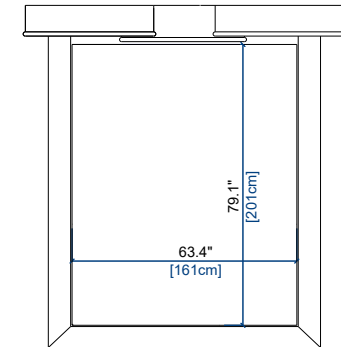
LM

LIT POUR COUCHAGE 160x190
BED FOR 160x190 SLEEPING AREA
CAMA PARA COLCHÓN 160x190



LE

LIT POUR COUCHAGE 160x200
BED FOR 160x200 SLEEPING AREA
CAMA PARA COLCHÓN 160x200



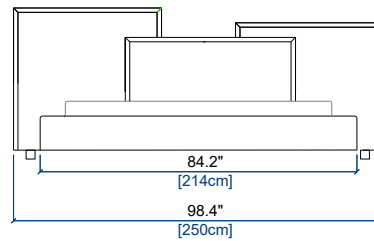
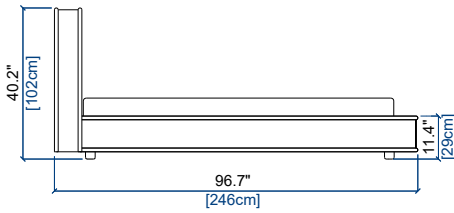
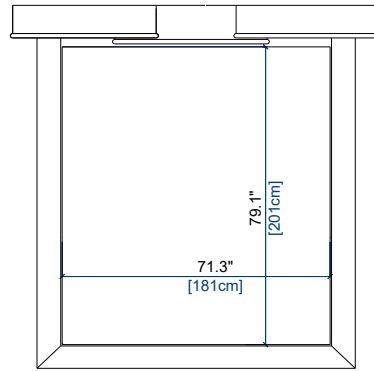
MAH JONG LIT

design Hans HOPFER & Marco FUMAGALLI

rochebobois
PARIS

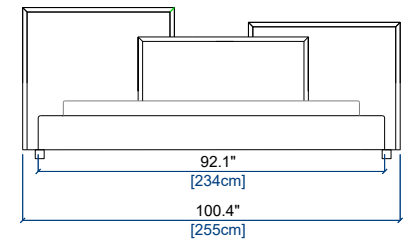
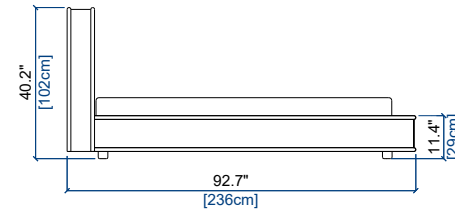
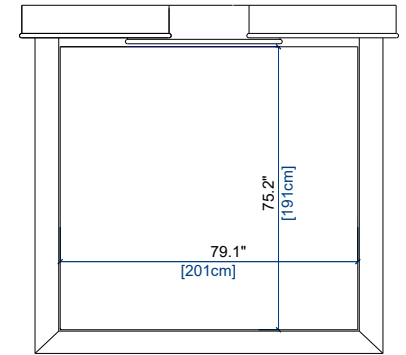
LEG

LIT POUR COUCHAGE 180x200
BED FOR 180x200 SLEEPING AREA
CAMA PARA COLCHÓN 180x200



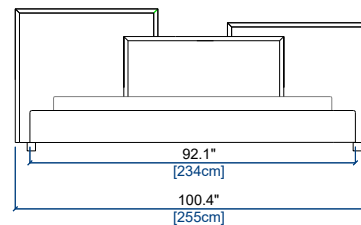
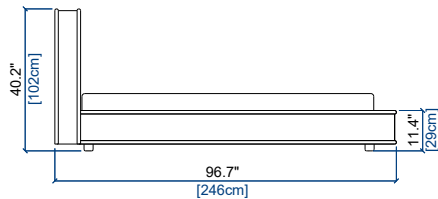
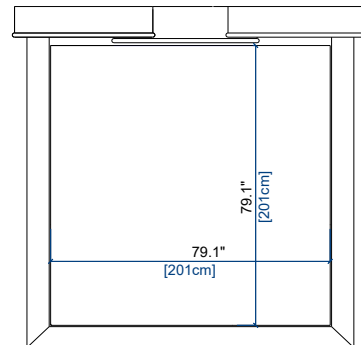
LX

LIT POUR COUCHAGE 200x190
BED FOR 200x190 SLEEPING AREA
CAMA PARA COLCHÓN 200x190



LXX

LIT POUR COUCHAGE 200x200
BED FOR 200x200 SLEEPING AREA
CAMA PARA COLCHÓN 200x200



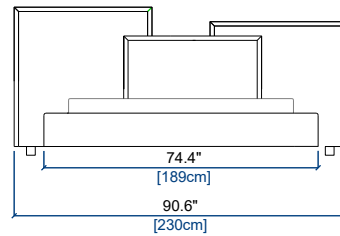
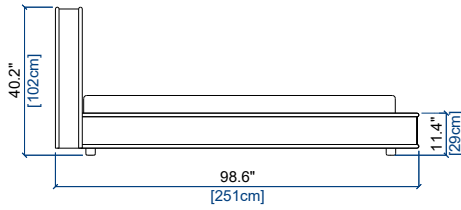
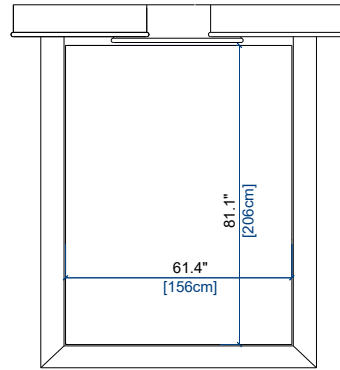
MAH JONG LIT

design Hans HOPFER & Marco FUMAGALLI

rochebobo
PARIS

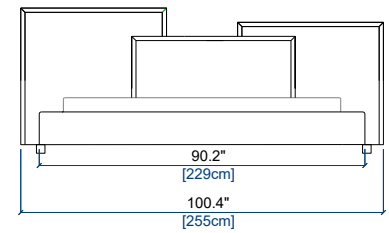
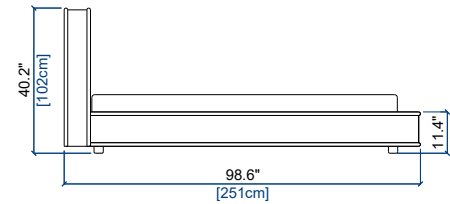
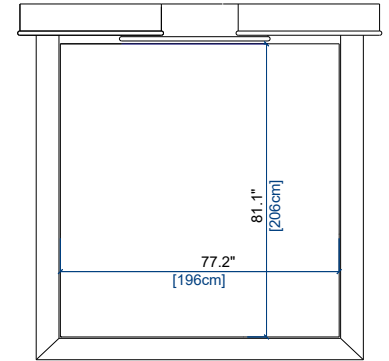
LQ

LIT POUR COUCHAGE QUEEN SIZE 155x205
BED FOR QUEEN SIZE 155x205 SLEEPING AREA
CAMA PARA COLCHÓN QUEEN SIZE 155x205



LK

LIT POUR COUCHAGE KING SIZE 195x205
BED FOR KING SIZE 195x205 SLEEPING AREA
CAMA PARA COLCHÓN KING SIZE 195x205



LC

LIT POUR COUCHAGE CALIFORNIA SIZE 185x216
BED FOR CALIFORNIA SIZE 185x216 SLEEPING AREA
CAMA PARA COLCHÓN CALIFORNIA SIZE 185x216

